













Raglan Primary School Handwriting

Number Formation Patters

Number	Formation Patter
	All the way around we go. That's the way we form zero.
	Race down the line. Now you've won! That's the way we form a one.
	Half a heart, then to the right is your clue. That's the way we form a two.
	Backwards c, backwards c, that's the way we form a three.
	Down, across, then down some more. That's the way we form a four.
	Buzz down the line and around the hive, then across the top. That's the way we form a five.
	Around in a curve, add a loop to the mix. That's the way we form a six.
	A line across first, a line down second. That's the way we form a seven.
	Draw an 's', join it up curved – not straight! That's the way we form an eight.
	Around in a loop, then straight down the line. That's the way we form a nine